

# Mewah Group Year 2019 Sustainability & Traceability Progress

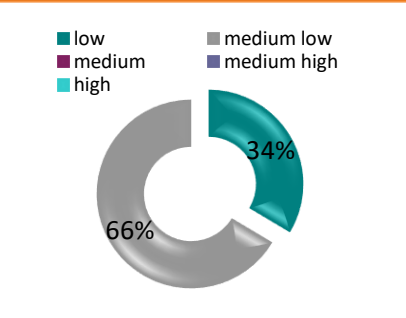
## Mewah's Sustainability Roadmap



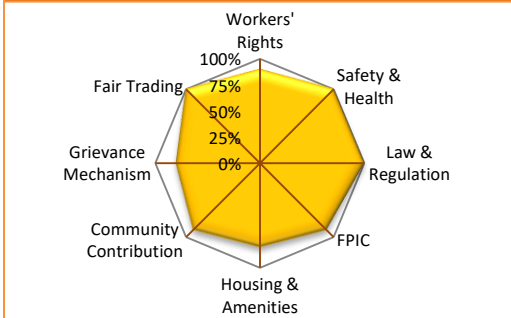
## Supply Chain Statistics








## Environmental Risk Score



## Social Impact Assessment Score



## Group Traceability Progress

CPO		CPKO		
TTM %	TTP %	TTK %	TTM %	TTP %
100%	76.36%	100%	100%	78.26%
				

## Traceability Progress (by Refineries)

